

# A perfect match

Intelligent card mailing solutions



h: 4" - 14"  
w: 120 - 295 mm



9,000  
cards/h



85.60 x 53.98 mm  
3 3/8" x 2 1/8"



1.2 mm/0.05"



0 - 6 cards  
per carrier



universal  
modularity

# PACE

# Bringing together what belongs together

BÖWE SYSTEC card mailing systems enable personalized plastic cards to be sent to the card holders quickly and reliably. They guarantee the exact matching of cards and documents and automatically attach the cards to the corresponding carriers. If required, the card carriers can then be inserted into envelopes together with enclosures. We offer our clients tailor-made solutions on the basis of our inserting systems. Since the card mailing system Pace, for example, can be retrofitted any time, investment protection is guaranteed. All systems have a uniform operating philosophy. It allows fast and easy changeover from one job to the next, even if the batch sizes are small. Reading modules and sensors provide information about where each card and each carrier is located within the system. The result is highest integrity throughout the entire production process.



The right solution for every **card mailing application**



With speeds of up to **9,000 cards per hour**, Pace is able to process virtually any card mailing application quickly, easily and cost-effectively



**Processing** of pre-printed documents or integration of various printers



The heart of Pace: The **card channel** that can be freely configured and a flexible **attaching station**



**Maximum integrity** throughout the entire production process via reading modules and sensors



**Investment protection** thanks to the real modular system design

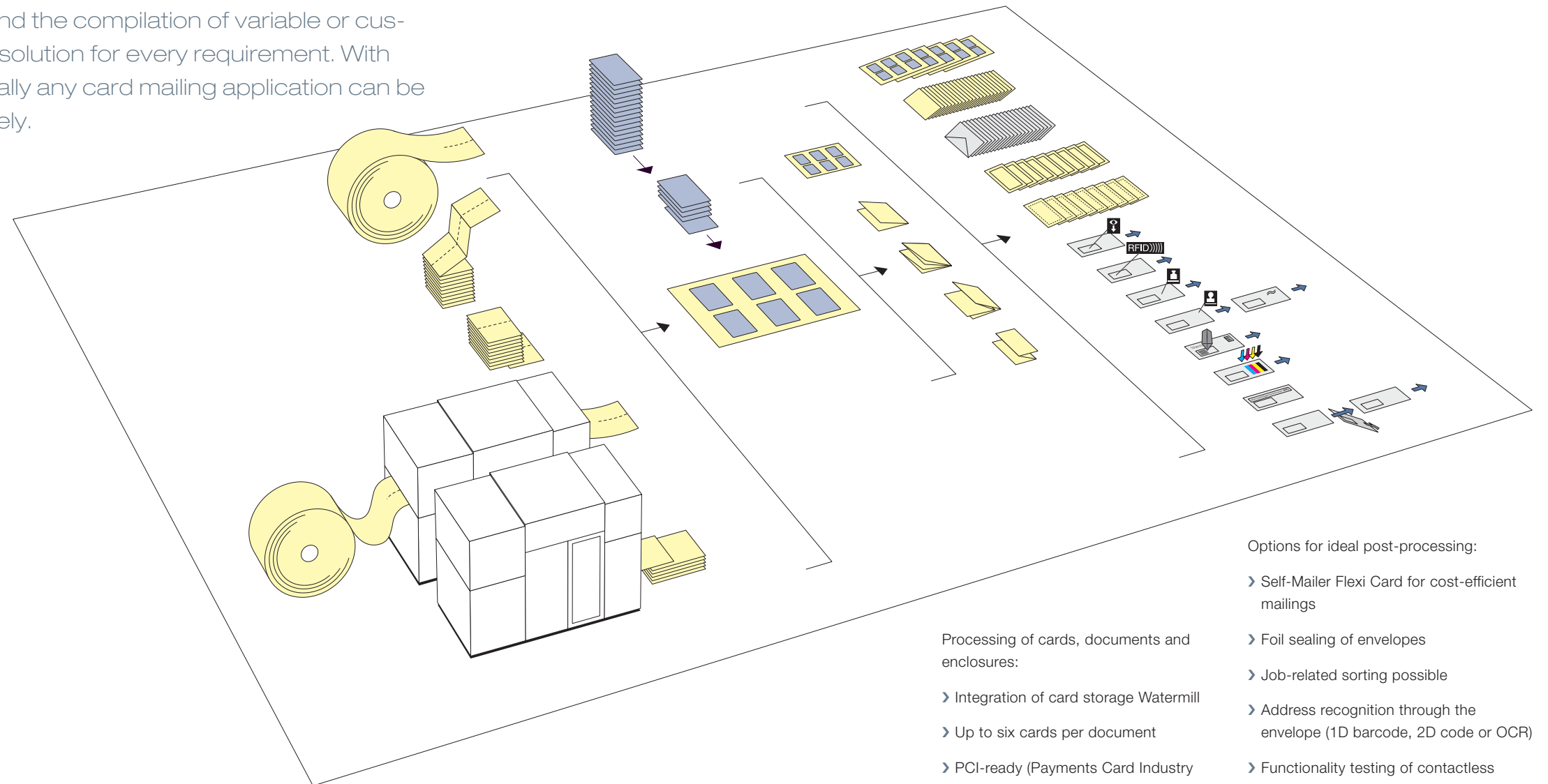
## Outstanding flexibility for any requirement

BÖWE SYSTEC is setting new standards in card mailing: Whether standard applications or highly complex letters with varying card positions and types, different paper formats and layouts, individual text and the compilation of variable or customized enclosures – Pace offers the right solution for every requirement. With speeds of up to 9,000 cards per hour, virtually any card mailing application can be processed quickly, easily and cost-effectively.



Highly flexible document input:

- › Multi-channel-ready
- › Continuous or cut-sheet processing
- › 1-up and 2-up processing
- › Processing of pre-printed documents and integration of monochrome and color printers possible
- › Assembling after folding



Processing of cards, documents and enclosures:

- › Integration of card storage Watermill
- › Up to six cards per document
- › PCI-ready (Payments Card Industry Data Security Standard)
- › Single, Z, double parallel or cross fold possible

Options for ideal post-processing:

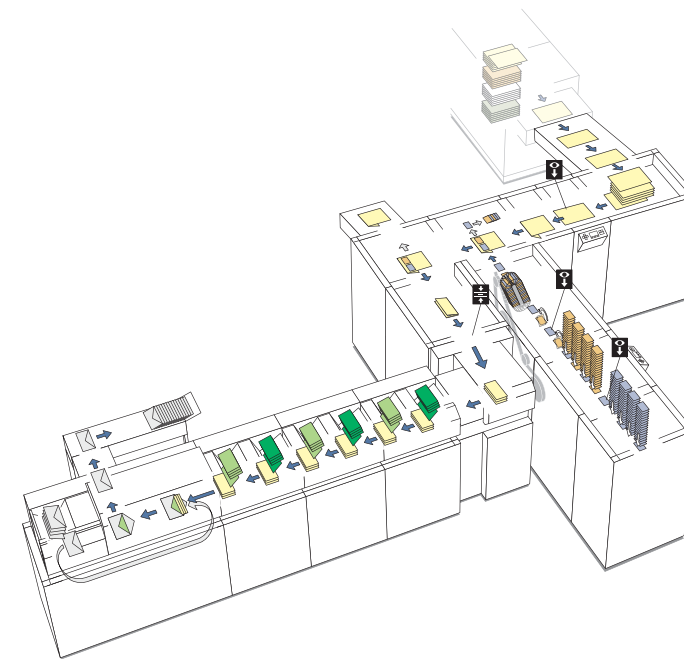
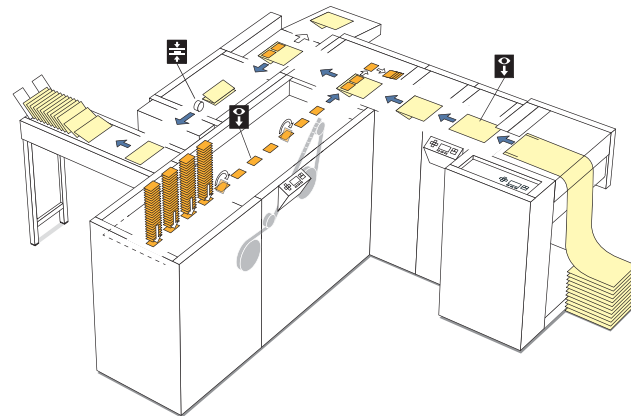
- › Self-Mailer Flexi Card for cost-efficient mailings
- › Foil sealing of envelopes
- › Job-related sorting possible
- › Address recognition through the envelope (1D barcode, 2D code or OCR)
- › Functionality testing of contactless cards through the envelope (ATR-test) during transport
- › Integrated dynamic scale for Computerized Weighing (CW)
- › Integration of postage meters
- › Envelope Print On Demand (EPOD)
- › Attaching of acknowledgement receipts

## Many configurations to process a variety of applications

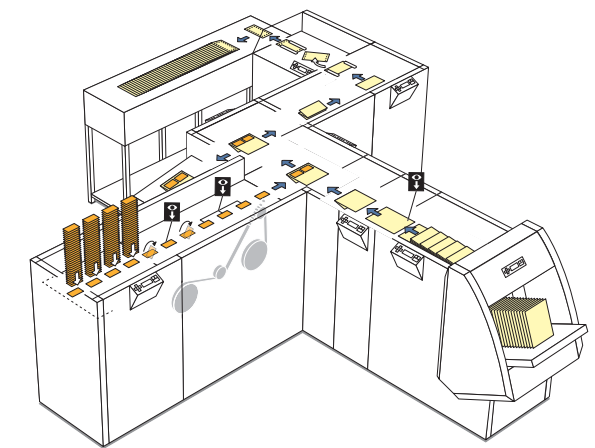
In offline processing, plastic cards and documents are personalized in a preliminary production step. They are fed into the card mailing system in the same sequence. Both materials are then matched and attached securely and dependably. In online processing, Pace is connected to a digital high-speed printer. Already personalized cards are fed into the system, read, and the corresponding carrier document is printed on demand. If creating ready-to-mail envelopes is called for, an inserting system or a self-mailer can be integrated; card storage Watermill provides more efficiency in card processing.



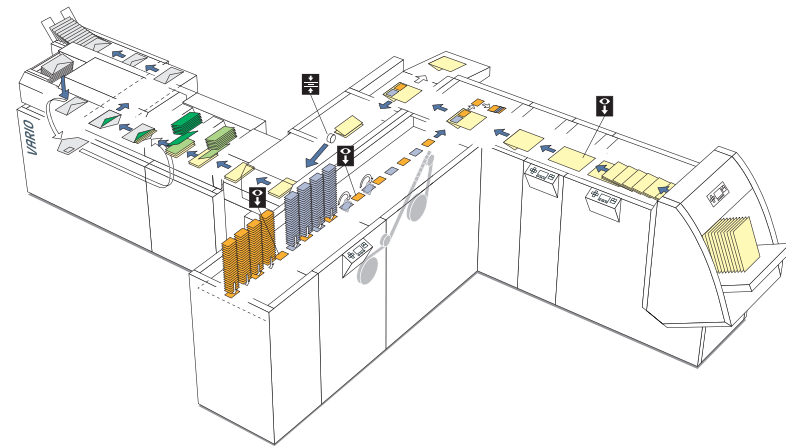
**Pace without printer or inserter** provides a solid foundation. The personalized documents are fed into the system, read and matched to the right card. After the cards are attached to the corresponding document, the document is folded and stacked. Further production steps can then be carried out manually or by using other machines.



The **integrated self-mailer Flexi Card**, enables Pace to prepare printed documents for mailing without inserting. With speeds of up to 8,000 sheets per hour, the high-capacity self-mailer safely folds and seals documents using heat and pressure. A clean, reliable and economical solution for creating cost-effective mailings.

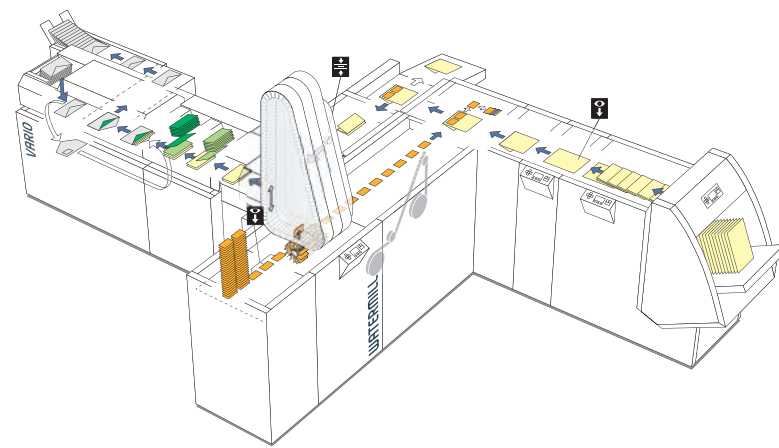


In online configurations, a **document printer is integrated into the card mailing system**, simplifying logistics considerably: Infeed of cards can take place in random order, since printing of the corresponding document is only initiated once the respective card is read. Reprints can be initiated as needed directly in the system. Whether cut-sheet or continuous forms – the online system can handle both variations easily. Printers with several paper trays allow for selective draw-off of various forms, so that different applications can be bundled into one job.



**Pace connected to an inserting system** offers a flexible solution for producing ready-to-mail envelopes. The number of enclosure feeders can be freely selected, guaranteeing the necessary flexibility for individualized compilation of mailpieces. A wide range of post-processing options is also available for this configuration.

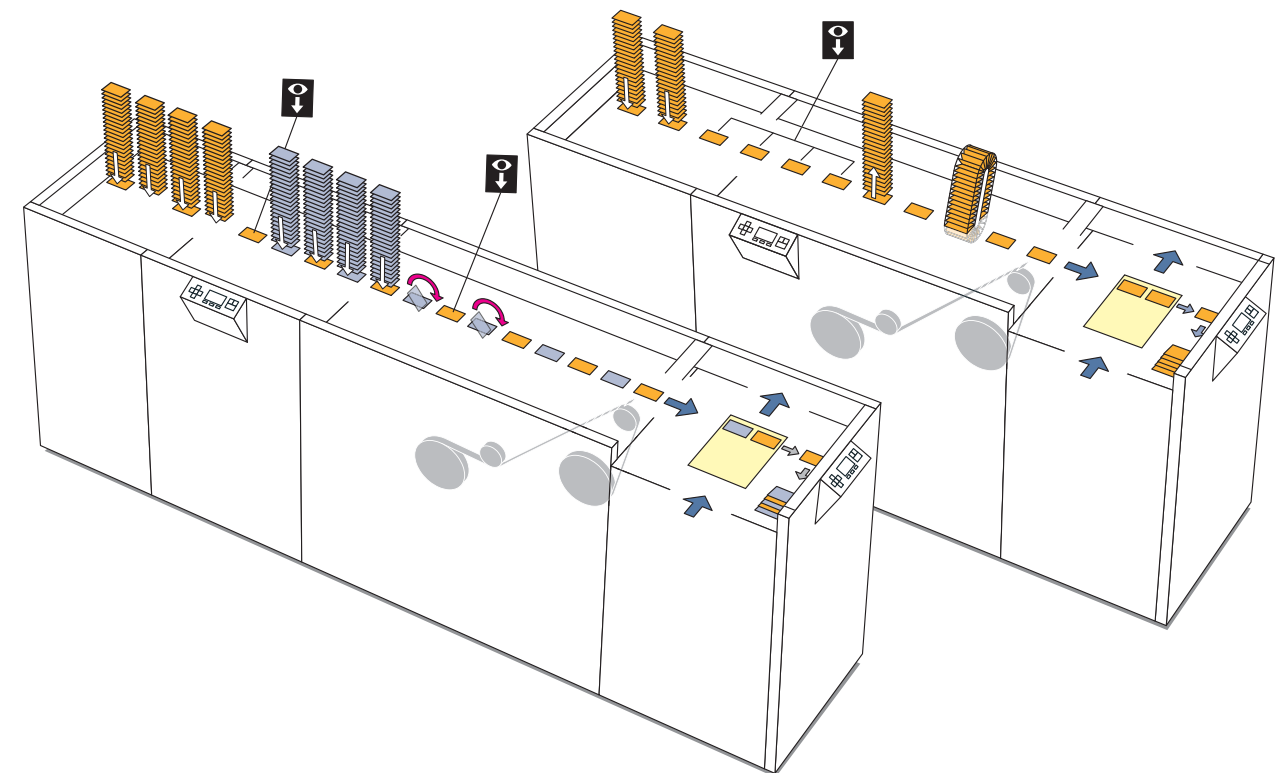
With the **mass storage device Watermill**, efficiency in card logistics gets a whole new meaning: The Watermill card storage system can hold up large numbers of plastic cards from different personalized jobs, which can be processed according to demand. It is no longer necessary to manually pre-sort individual orders, reducing the number of potential errors and working hours. Repeated set-ups for numerous small orders are also a thing of the past. Watermill is available as a module to be retrofitted in existing BÖWE SYSTEC card mailing systems or as a stand-alone module. It comes with three or six storage modules and holds up to 1,890 or 3,780 cards respectively.



## Card channel and attaching station

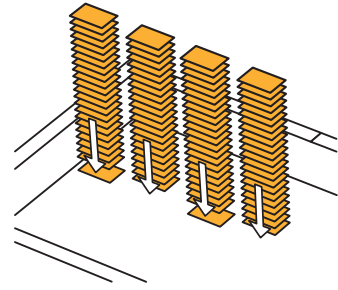
The heart of Pace

The card channel and attaching station form the central unit of the card mailing system Pace. The card channel can be freely configured and is available with ten or 16 stations; it can be individually outfitted with feeder magazines, various readers, turning units, restacking magazines, a card buffer, a mass storage device as well as labelling modules. The attaching station can securely apply up to 9,000 cards per hour to the corresponding carrier document. The position of the cards on the documents may vary and the cards can be rotated into the correct position as needed.

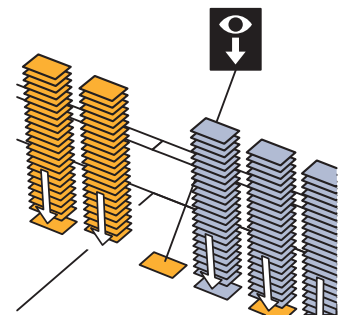


**1 Feeder magazine**

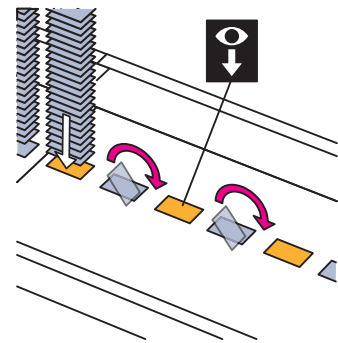
- › For all standard ID-1 cards from 0.5 mm - 1.2 mm thickness
- › Serial, parallel or selective draw-off
- › High capacity for up to 500 non-embossed or 300 embossed cards
- › Easy refill during operation

**2 Card reader**

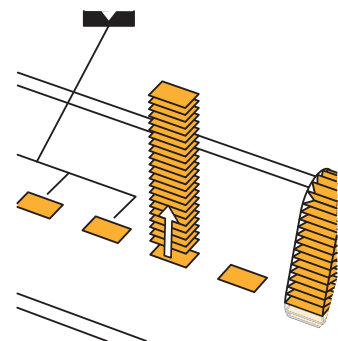
- › Magnetic stripe (LoCo/HiCo)
- › Contact chips
- › Contactless chips (ISO 14443, Mifare type A and B)
- › 1D barcode
- › 2D code/Data Matrix
- › OCR/OCV
- › Logos
- › Other readers upon request

**3 Card turn-over**

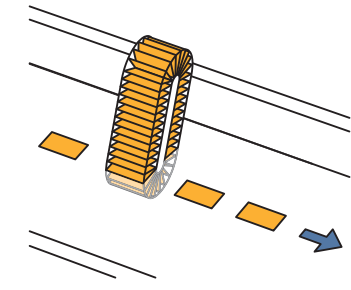
- › Card can be read independent of feeding direction
- › Card can be fed face-down and still be attached face-up

**4 Restacking magazines**

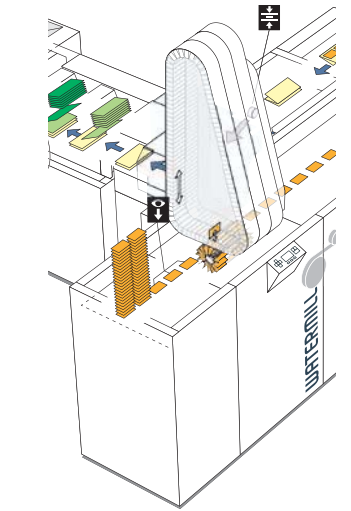
- › For stacking cards
- › For diverting (defective) cards

**5 Card buffer**

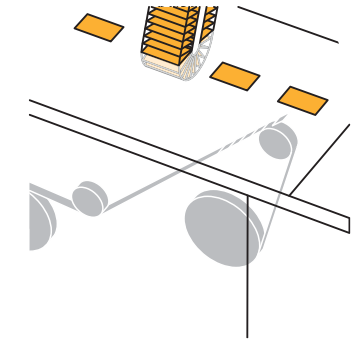
- › Enables the synchronization of card channel and paper channel in online systems
- › Holds up to 100 plastic cards

**6 Card storage Watermill**

- › Brings unsorted cards into an optimal order
- › Due to its high storage capacity, it is able to bundle a large number of individual jobs and forms the basis for efficient processing
- › Minimizes time and effort for frequent job changeovers
- › Enables fully automated pre-assembly of cards
- › Comes with three or six modules per card channel and stores up to 1,890 or 3,780 cards respectively

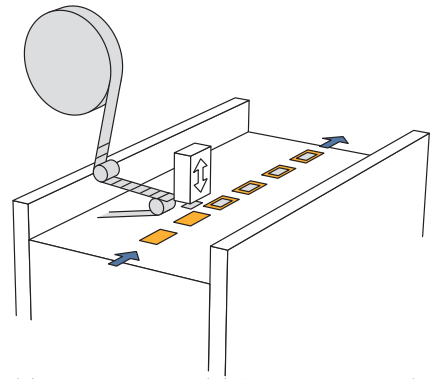
**7 Miscellaneous options for the attaching of cards**

- › Self-adhesive, pre-cut label is attached to the back of the card
- › Label is cut from a roll and applied to the back of the card
- › Hot glue is applied to the card carrier



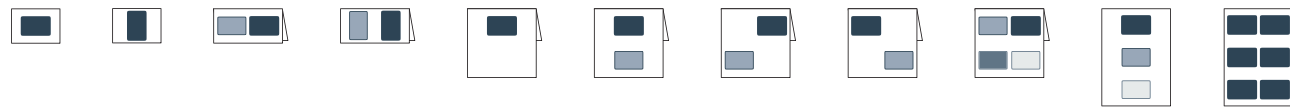
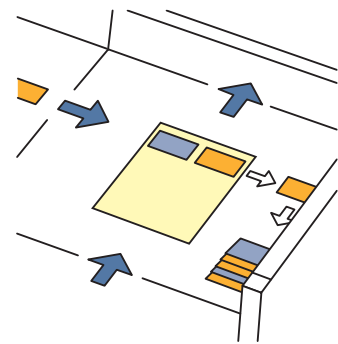
**8 Activation stickers attached directly onto cards**

- › Pre-printed activation stickers are attached on the front side of a card in order to activate credit cards by dialing a telephone number printed on the label
- › Advertising messages on the front side of a card
- › Specifications of activation labels:  
Width: 60 mm - 80 mm,  
length: ½" (12,9 mm) - 1" (25,4 mm),  
other label specifications available upon request



**9 Attaching station**

- › The cards are applied to the matching carrier documents
- › Up to six cards can be attached onto a carrier
- › Selective and fully-automated positioning of the cards in x- and y-directions
- › Contains diverting module for cards without matching carriers
- › The cards can even be rotated in 1° (up to +/-90°) increments as needed



## Comprehensive integrity throughout the entire production process

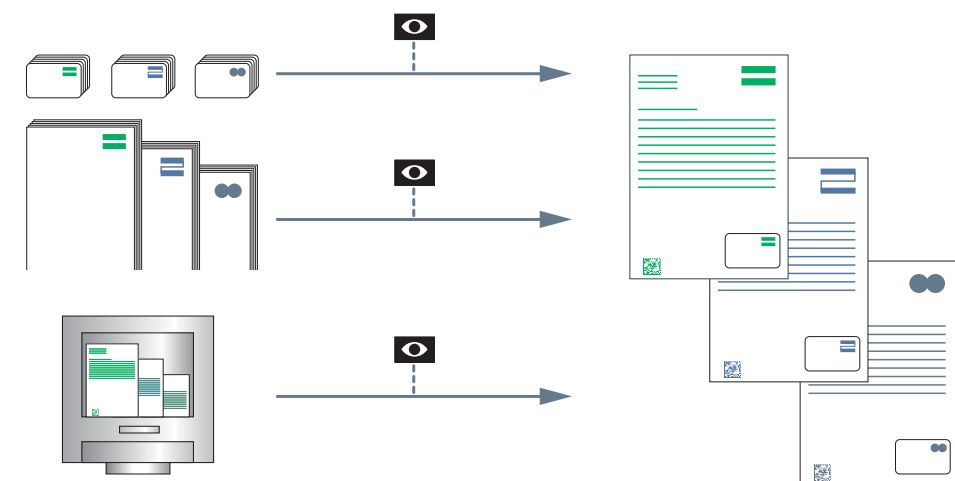
Continuous tracking of materials and continuous monitoring of the entire production process in all of our card mailing systems guarantee maximum integrity. Reader modules provide dependable identification of cards and documents and ensure that the right card is attached to the right carrier. Mismatched or defective cards and carriers are automatically diverted. This system is PCI-ready. Special safety mechanisms prevent from any outside interference in the production process.



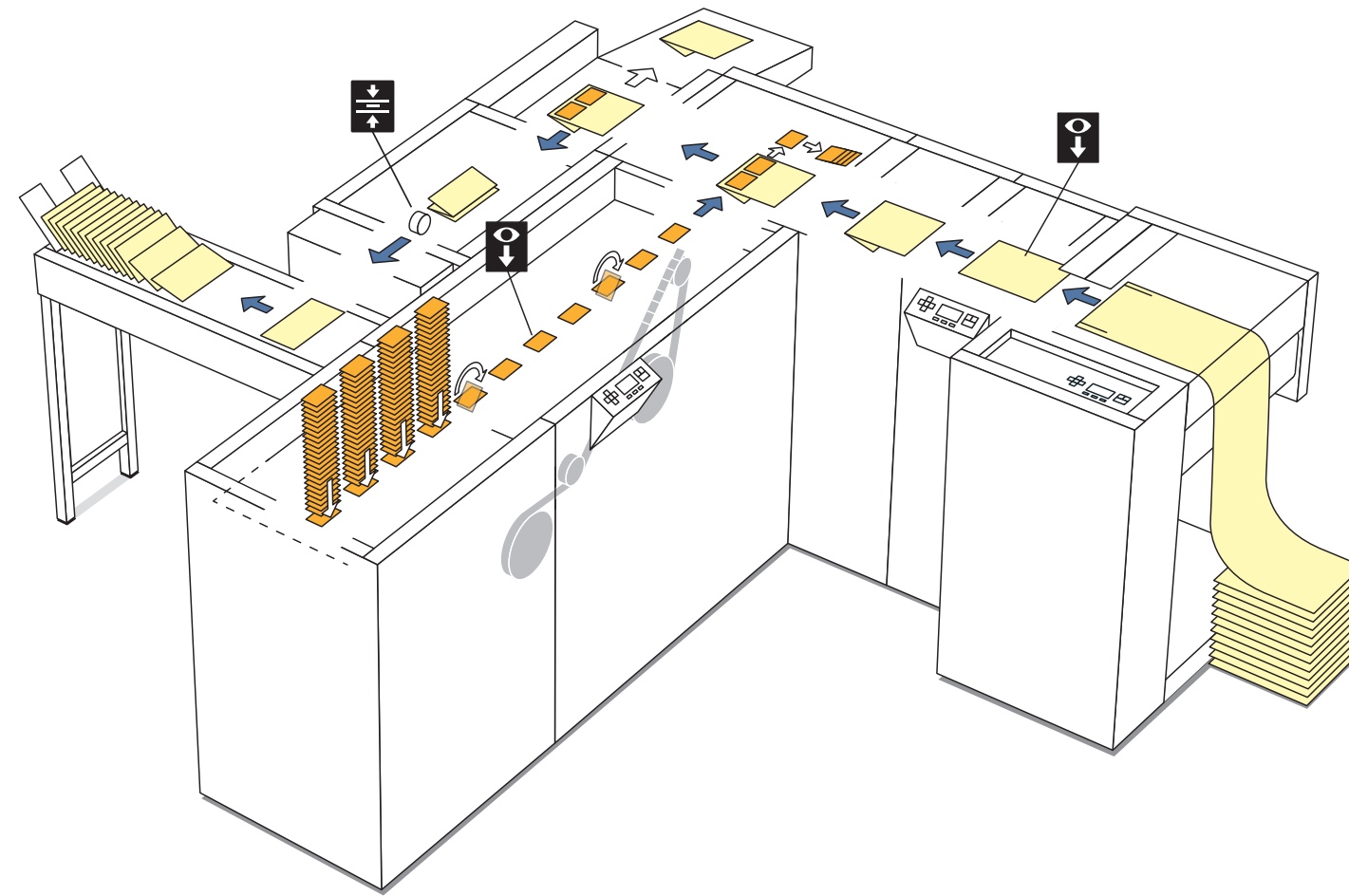
Pace easily handles different forms during a single production process. With the help of a reader module, Pace ensures that the right text appears on the right pre-

printed form with the right plastic card attached to it. In addition, this system complies with all security standards of leading credit card companies. Special

mechanical and electronic safeguards prevent from any manipulation during the production process.



# Technical Data



### Max. performance

up to 9,000 cards/h

### Documents from the infeed channel

Width	120 mm - 295 mm	Paper weight	60 - 160 g/m <sup>2</sup>
Height	4" - 14"	Other formats and weights upon request	

### Card formats

ISO/IEC 7810 ID-1 Format CR 80 85.60 mm x 53.98 mm x 0.76 mm	Other formats upon request
--	----------------------------

### Card thickness

0.5 mm - 1.2 mm	Other thicknesses upon request
-----------------	--------------------------------

### Card material

PVC, ABS, PC, PET-G

### Card feeding

Serial	Selective
Parallel	

### Card channel

10 or 16 module positions
---------------------------

### Card buffer

Capacity of up to 100 cards
-----------------------------

### Card storage

Capacity of up to 1,890 cards with 3 modules	Capacity of up to 3,780 cards with 6 modules
--	--